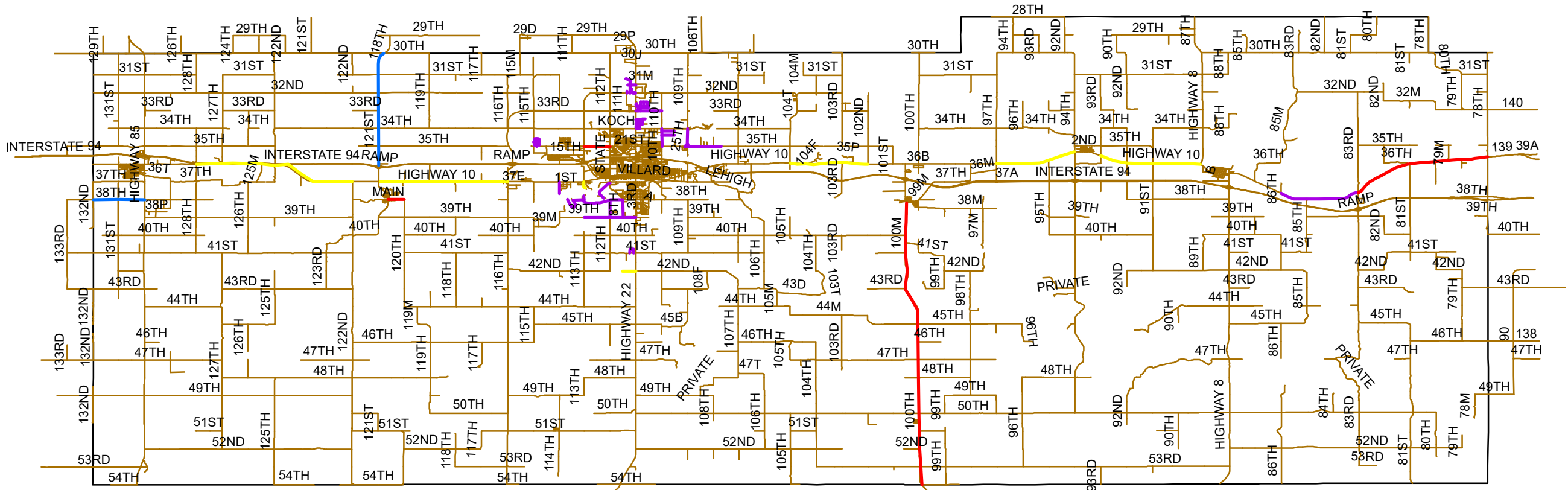




Stark County Truck Regulator Map



Seasonal Road Restrictions

 8 Ton Per Axle Not To Exceed 105,500 lbs

 7 Ton Per Axle Not To Exceed 105,500 lbs  5 Ton Per Axle Not To Exceed 60,000 lbs

 6 Ton Per Axle Not To Exceed 80,000 lbs  By Legal Weight

Disclaimer: Do to changing road conditions, restrictions may change throughout the year without them being reflected on this map. Please watch for any changes posted at the beinning and end of restricted roadways.

